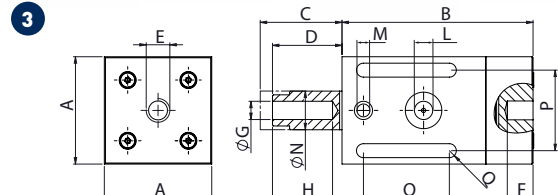
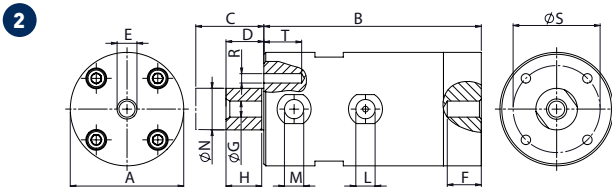
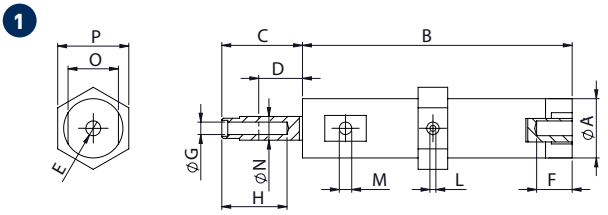




F - Linear pneumatic vibrators - Adjustable cushioned



OVERALL DIMENSIONS																																							
Model	Draw.	A		B		C		D		E		F		G		H		I		L		M		N		O		P		Q		R		S		T		Weight	
		mm	in	mm	in	mm	in	mm	in	mm	in	mm	in	mm	in	mm	in	mm	in	mm	in	mm	in	mm	in	mm	in	mm	in	mm	in	mm	in	mm	in	kg	lb		
F8	1	20	0.79	91	3.58	30	1.18	5	0.2	M6	10	0.39	M5	20	0.79	7	0.28	M5	M5	8	0.32	17	0.67	24	0.94	/	/	/	/	/	/	/	/	/	/	/	/	0.09	0.21
F15	2	50	1.97	115	4.53	41	1.61	7	0.28	M10	15	0.59	M10	15	0.59	13	0.51	1/8" BSPP	1/8" BSPP	15	0.59	12	0.47	/	/	36	1.42	M6	18	0.70	36	1.41	1.5	3.31					
F15P	2	50	1.97	115	4.53	39	1.54	9	0.35	M10	15	0.59	M10	22	0.87	13	0.51	1/8" BSPP	1/8" BSPP	16	0.63	/	/	/	/	/	/	M6	12	0.47	36	1.41	0.5	1.1					
F18	3	50	1.97	89	3.50	32	1.26	10	0.39	M10	10	0.39	M10	26	1.02	12	0.47	1/8" BSPP	1/8" BSPP	18	0.71	40	1.57	37.5	1.48	6.5	0.26	/	/	/	/	/	/	/	/	0.6	1.32		
F25	2	60	2.36	115	4.53	45	1.77	10	0.39	M10	15	0.59	M10	15	0.59	19	0.75	1/4" BSPP	1/4" BSPP	22	0.87	15	0.59	/	/	46	1.81	M6	18	0.70	46	1.81	2.3	5.07					
F40	2	85	3.35	140	5.51	57	2.24	13	0.51	M16	17	0.67	M16	20	0.79	36	1.42	1/4" BSPP	3/8" BSPP	40	1.57	20	0.79	/	/	65	2.56	M6	16	0.62	65	2.55	5.7	12.5					
F85	2	160	6.3	122	4.8	52	2.05	22	0.87	M20	30	1.18	M20	30	1.18	/	/	3/8" BSPP	2x3/8" BSPP	85	3.35	/	/	/	/	/	/	M6	17	0.66	140	5.51	16.5	36.3					

FEATURES																								
Model	2 bar								4 bar								6 bar							
	Vibration		Force		Dynamic Moment		Air consumption		Vibration		Force		Dynamic Moment		Air consumption		Vibration		Force		Dynamic Moment		Air consumption	
	V/min	kg	lb	kg*cm	in*lb	U/min	cfm	V/min	kg	lb	kg*cm	in*lb	U/min	cfm	V/min	kg	lb	kg*cm	in*lb	U/min	cfm			
F8	2020	1	2.25	0.04	0.04	7	0.2	2950	2.3	5.17	0.04	0.04	19	0.7	3600	3.5	7.6	0.04	0.04	28	1			
F15	2280	4.9	10.8	0.16	0.15	20	0.7	2520	8	17.5	0.22	0.19	38	1.3	2820	10	22	0.22	0.19	67	2.4			
F15P	1920	4.4	9.7	0.21	0.18	20	0.7	2160	7.4	16.4	0.29	0.25	42	1.5	2340	8.8	19.3	0.29	0.25	80	2.8			
F18	2070	8.1	17.8	0.34	0.29	29	1	2520	12	26.4	0.36	0.31	55	1.9	3300	21.7	47.8	0.36	0.31	100	3.5			
F25	1860	9	19.8	0.46	0.4	32	1.1	2040	12.9	28.5	0.56	0.48	60	2.1	2220	15.4	33.9	0.56	0.48	105	3.7			
F40	1380	20.9	46.1	1.96	1.7	80	2.8	1560	33.8	74.6	2.49	2.15	190	6.7	1740	42.1	92.8	2.49	2.15	320	11.2			
F85	1680	100.2	221	6.36	5.5	240	8.4	1980	162.4	358	7.42	6.42	390	13.7	2280	215.4	475	7.42	6.42	580	20.4			

F - LINEAR PNEUMATIC VIBRATORS - ADJUSTABLE CUSHIONED

APPLICATION Vibrating feeder - table and channel

POWDER Hygroscopic - dusty and granular

PROBLEM SOLVING Detaching and compacting

FEATURES

DUTY CYCLE Continuous

WORKING PRESSURE From 2 bar to 6 bar (from 29 psi to 87 psi)

PNEUMATIC CIRCUIT Filter + flow control valve + lubrication + 3/2 ways valve

AIR SUPPLY QUALITY Class 5.4.4. | F15P - F18Q class 5.4.1

WORKING TEMPERATURE From -20°C to 200°C (from -4°F to 392°F) | F15P - from -20°C to 100°C (from -4°F to 212°F)

MAX NOISE LEVEL 80dB(a)

TECHNOLOGY Piston pneumatic cushioned

ATEX II 2D CT(X) / II 2G CT(X)

MATERIAL Grey cast iron body (powered painted)
 F15P: nylon body and aluminium cover
 F18: aluminium body (square shape)